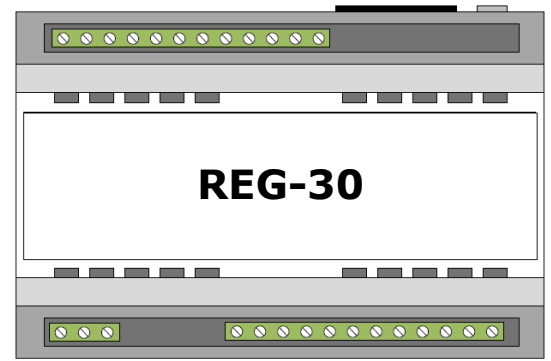
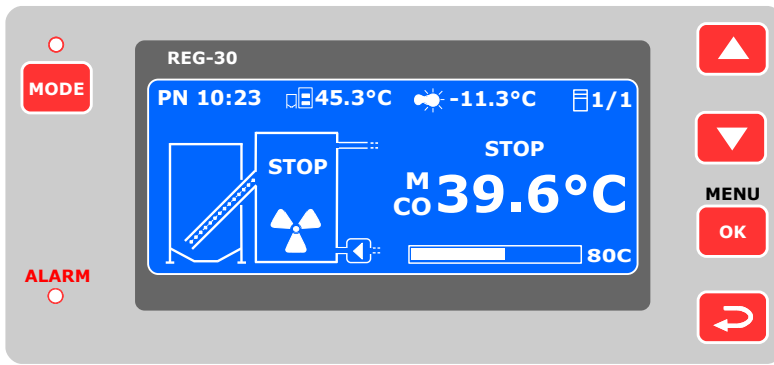


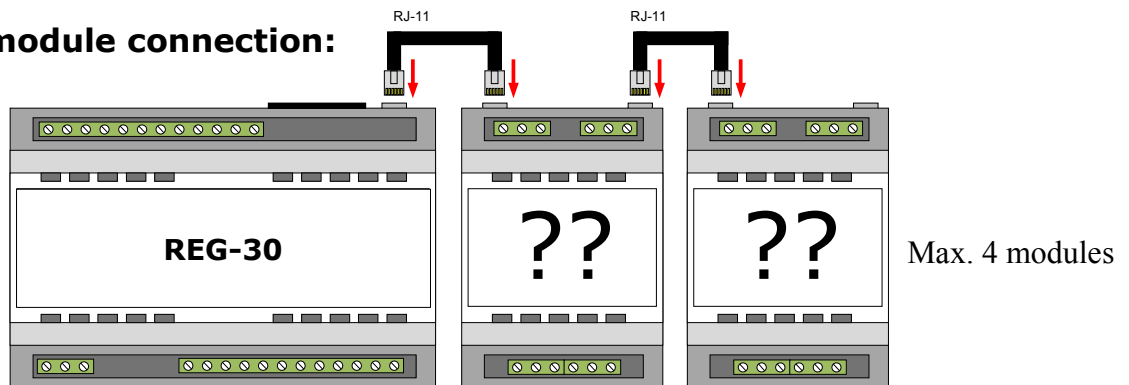
NEW REG-30 PELLETS CONTROLLER



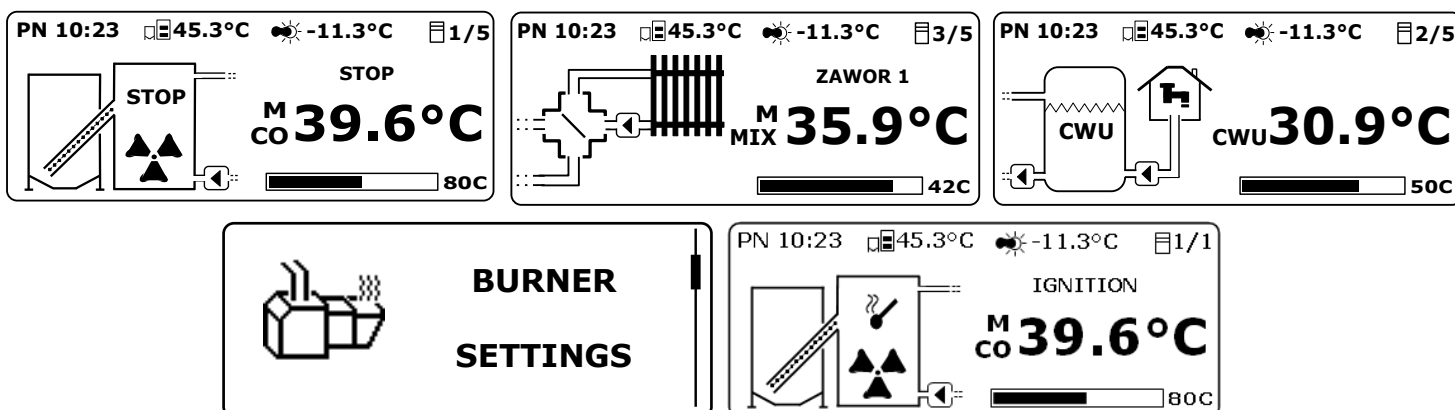
Whats new:

- Graphic LCD with animated icons,
- Simple and smart menu,
- Hydraulic system pictures on LCD,
- Language menu (now we have 2 languages PL and EN),
- Three type of temperature controlling: manual, timers or from weather sensor,
- Four timer programs with week calendar,
- Room thermostat input,
- Input for thermal burner protection,
- Fire sensor,
- Weather sensor,
- Central heating sensor,
- Outputs for feeder, heater (ignition), fan and central heating pump,
- Fan power controlling,
- Smart burner process controlling,
- New communication system for additional external modules – plug and play,
- Working with additional pump module: floor heating system pump, warm usage water pump and circulation pump (max 1 module),
- Working with additional mix valve module: valve motor control with pump (max 3 modules),

Additional module connection:

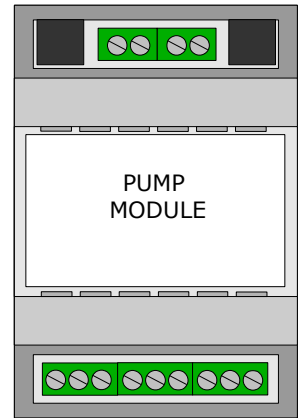


Screen shots:



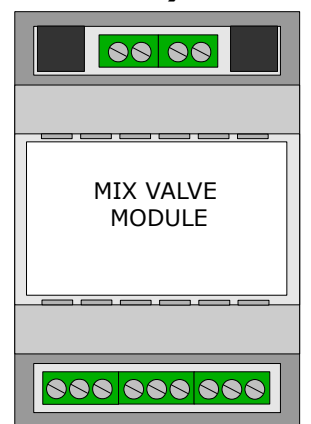
Additional modules – Pump module (you can connect only one module):

- Outputs for: floor heating system pump, warm usage water pump, circulation pump,
- Sensor for warm usage water tank,
- Sensor for circulation pump,
- Timer programs for circulation pump control,
- Warm usage water priority control,
- Hydraulic system pictures on LCD,
- Plug and play,

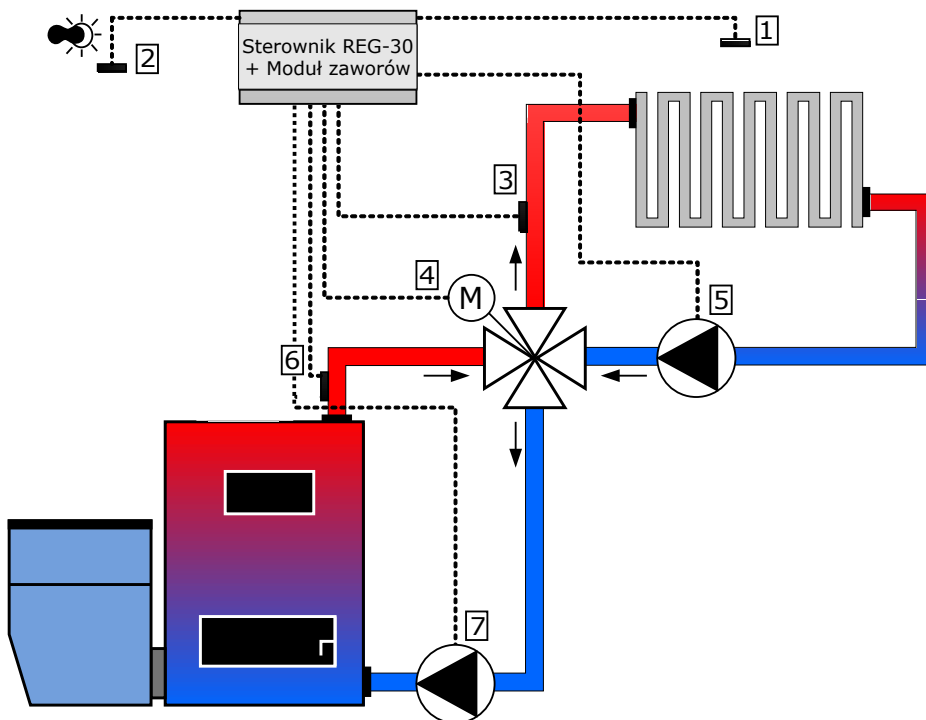


Additional modules – Mix valve module (you can connect 3 modules):

- Outputs for: mix valve motor, mix valve pump,
- Sensor for mix valve,
- Room thermostat input,
- Four timer programs with week calendar,
- Hydraulic system pictures on LCD,
- Plug and play,



Hydraulic installation with mix valve:



No	Descriptions
1	Room thermostat
2	Weather sensor
3	Mix valve sensor
4	Mix valve motor
5	Mix valve pump
6	Central heating sensor
7	Central heating pump